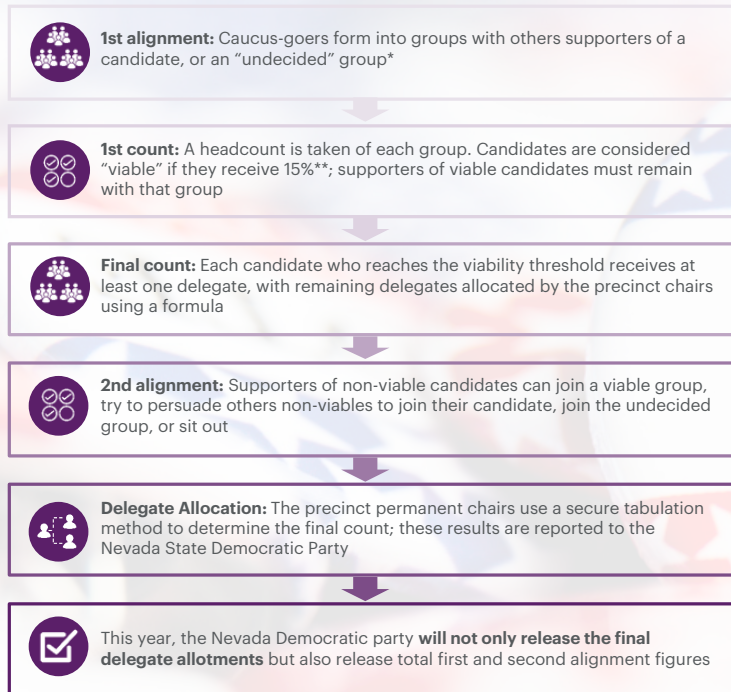


Primary Details

Date: Saturday, February 22, 2020
Format: Caucus with Early Voting
Total Delegates: 36

Nevada 2020 caucuses overview (36 delegates)



*Early Voting: Prior to Caucus Day, there will be four early voting days; voters will make multiple preference choices, which will be used to both determine viability and award delegates on Caucus Day
**Viability percentages vary based on the number of delegates each precinct is allocated
Sources: Nevada Democratic Party; AP News.

Past Results

- 2008 **Hillary Clinton (51%)**, Barack Obama (45%), and John Edwards (4%)
- 2008 **Mitt Romney (51%)**, Ron Paul (14%), John McCain (13%), Mike Huckabee (8%), Fred Thompson (8%), Rudy Giuliani (4%), and Duncan Hunter (2%)
- 2012 **Barack Obama (98%)** and uncommitted (1%)
- 2012 **Mitt Romney (50%)**, Newt Gingrich (21%), Ron Paul (19%), and Rick Santorum (10%)
- 2016 **Hillary Clinton (53%)** and Bernie Sanders (47%)
- 2016 **Donald Trump (46%)**, Marco Rubio (24%), Ted Cruz (21%), Ben Carson (5%), and John Kasich (4%)

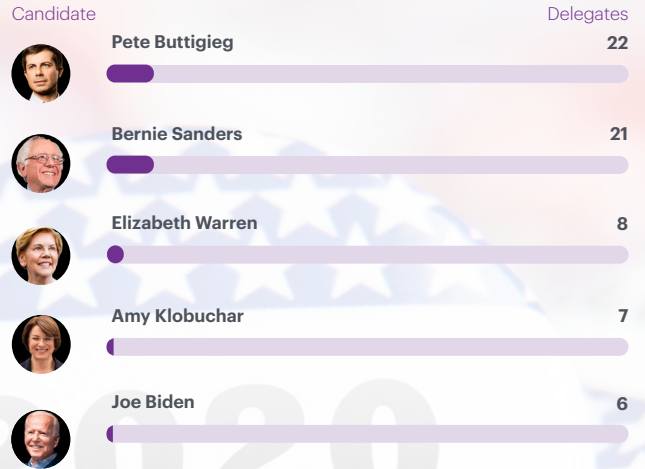
Bold indicates that candidate went on to win their party’s nomination.

Cash on hand 2/1/2020

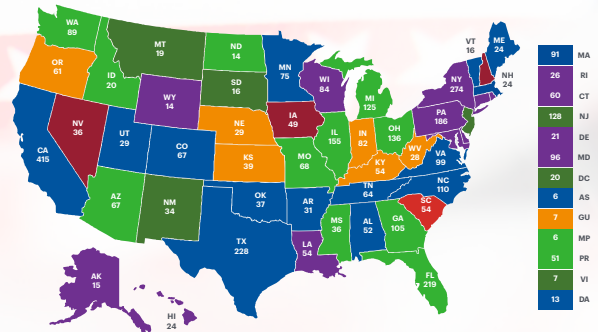
Sanders: \$16.8 million
Buttigieg: \$6.6 million
Biden: \$7.1 million
Klobuchar: \$2.9 million

Warren: \$2.2 million
Bloomberg: More than enough
Steyer: It’s there if he wants to spend it

Delegate Count Chart via the Associated Press
Last updated: 2/21

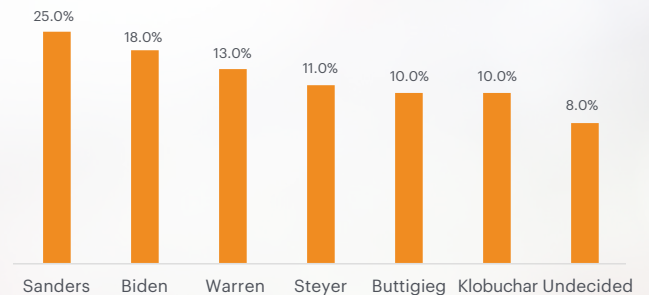


Primary Calendar



	February	Super Tuesday	March 4-31	April	May	June
Contests	4	16	13	11	7	6
Delegates	155	1,357	1,091	854	300	222
Delegates %	3.9%	34.1%	27.4%	21.5%	7.5%	5.6%
Cumulative %	3.9%	38.0%	65.4%	86.9%	94.4%	100%

Las Vegas Review-Journal/AARP Nevada poll



“Since it cost a lot to win. And even more to lose. You and me bound to spend some time, wondering what to choose.”
– Robert Hunter